

Pumps

Reef Pump Connect Range

An innovative electronic pump technology for high power and flow rates combined with efficient energy consumption.

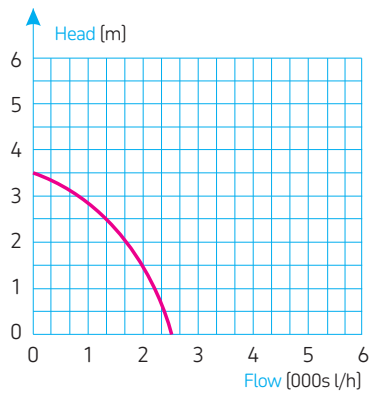
- Integrated Bluetooth BLE connectivity - fully controllable from a smart phone or tablet via the app [free to download from the App Store or Google Play].
- Variable speed control with up to 20 different speed settings.
- Super quiet running.
- Integrated 10 minute feed timer to allow easy feeding.
- Soft Start feature to increase impeller life.
- Wet and dry application - suitable for submersible or dry applications.*
*additional fittings required.
- Perfect for modern reef and freshwater aquaria.



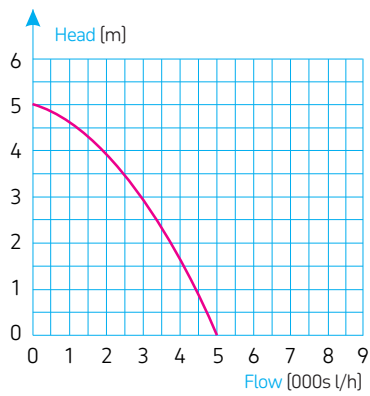
Reef Pump Connect Range

Code	Product	Flow Rate (l/h)	Min. Power (w)	Max. Power (w)	Voltage (v)	Dimensions (mm)	Outlet (mm)	Max. Head (m)
1181	Reef Pump Connect 2500	2500	10	50	24	122 x 72 x 130	20 / 25	3.5
1183	Reef Pump Connect 5000	5000	17	87	24	165 x 86 x 162	25 / 32	5
1185	Reef Pump Connect 10000	10000	15	122	24	194 x 100 x 192	32 / 40	5

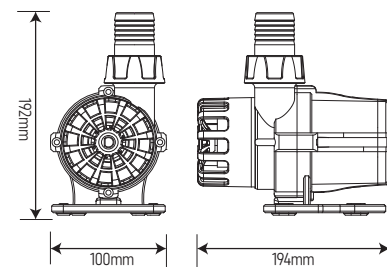
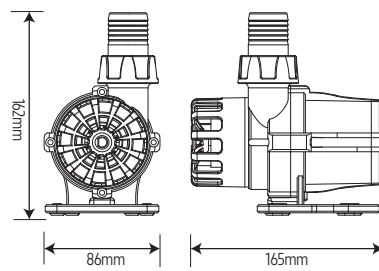
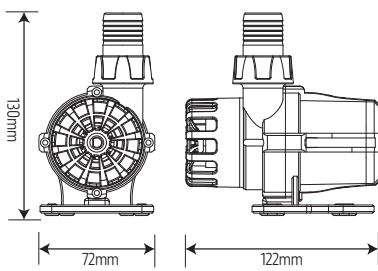
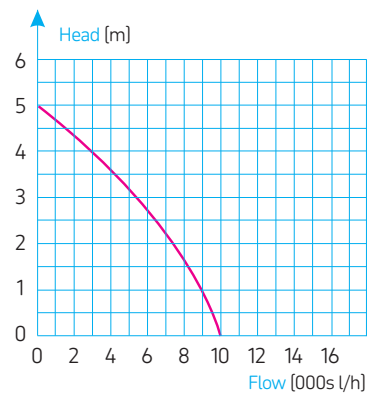
Reef Pump Connect 2500



Reef Pump Connect 5000



Reef Pump Connect 10000



Reef Pump Connect Range

Spares/Accessories

Code	Reef Pump Connect 2500	Code	Reef Pump Connect 5000	Code	Reef Pump Connect 10000
1194	Controller	1196	Controller	1198	Controller
1210	PSU	1211	PSU	1212	PSU
1190	Impeller	1191	Impeller	1192	Impeller
1214	Hosetail & Locknut set	1215	Hosetail & Locknut set	1216	Hosetail & Locknut set
1218	Strainer	1219	Strainer	1220	Strainer
1222	Pump Cover Securing Screw Set (4pcs)	1223	Pump Cover Securing Screw Set (4pcs)	1224	Pump Cover Securing Screw Set (4pcs)
1226	Pump Body O Ring	1227	Pump Body O Ring	1228	Pump Body O Ring

1. Pump strainer
2. Pump inlet
3. Pump outlet
4. Pump cover
5. Pump impeller
6. Self-adhesive cable tie mounts + cable ties
7. Pump body O ring
8. Pump body
9. Pump base
10. Pump feet
11. Controller
12. Power supply unit (PSU)
13. Power cable
14. Adhesive pad for controller
15. Hosetails
16. Hosetail collar
17. Hosetail O ring
18. Pump Impeller bearing
19. Pump cover securing screws

