

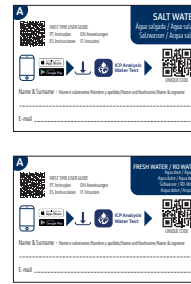
Accurate Water Analysis STEP BY STEP GUIDE



WHAT'S IN THE BOX

- 1 Box
- 2 Vial/s
- 3 Clear bag/s
- 4 Label A - Sample ID label
(quantities and spec depending on type of test purchased)
 - FRESH WATER/RO WATER
 - SALT WATER
- 5 Label B - address label

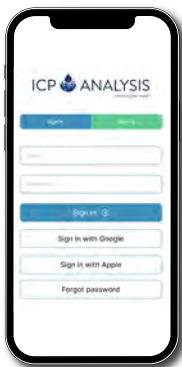
Label A Sample ID label



Label B Address label



1

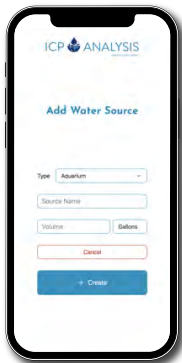


Download the ICP Analysis Water Test, Sign up for a free account and open the app



ICP Analysis
Water Test

2



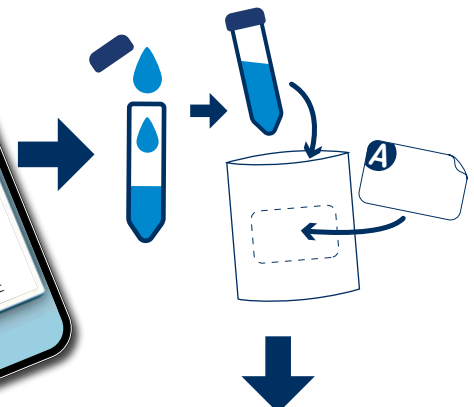
Add Water Source



Start Tests

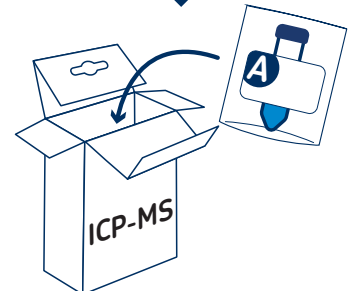
Generate a new test for each of your sources in the app; you'll be prompted to scan the QR code printed on the Sample ID Label A.

NOTE: If your Sample ID Label A does not have a QR code please contact TMC and request a new Sample ID label A with the QR code



Collect and Label Samples

Using the vials provided with your test kit, collect a sample of each water source you'd like to test; then seal them up tight and place each in one of the clear plastic bag provided and apply the corresponding labels A that you just scanned.



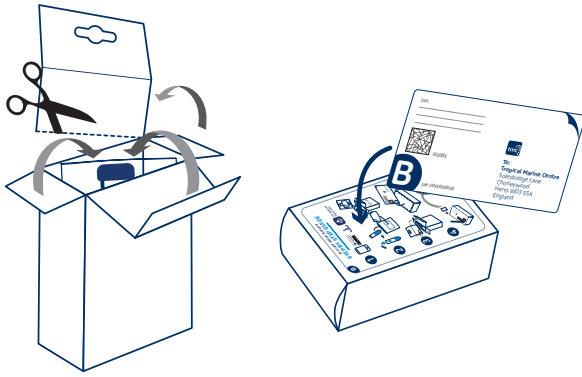
Tested in
partnership
with



ANALYSIS

Accurate Water Analysis

3



Mail Samples to TMC

Use the box to pack your water samples securely. Complete the **address label B** provided and stick it on the back of the box as shown.

4



Add correct postage and address label B

Although you can use the cheaper option to post your ICP samples to us, for your peace of mind, we recommend you shipping the samples tracked. That way you will always be aware of where it is and the status of your test.

Unfortunately we are unable to provide replacement vials for lost or under paid postage on ICP parcels.

Please note that if for any reason the address label is missing, address the pack to:

ENSURE YOU APPLY CORRECT POSTAGE.
If postage is not correct, the sample will not reach us.

UK

Tropical Marine Centre
Solesbridge Lane
Chorleywood
Herts WD3 5SX
England

Europe

Tropical Marine Centre
Rua Cidade de Paris 6
Parque Industrial do Arneiro,
2660-456 São Julião do Tojal
Portugal

When will I get the results?

TMC ships to the ICP-Analysis certified lab in the US several times a week from both London and Lisbon.

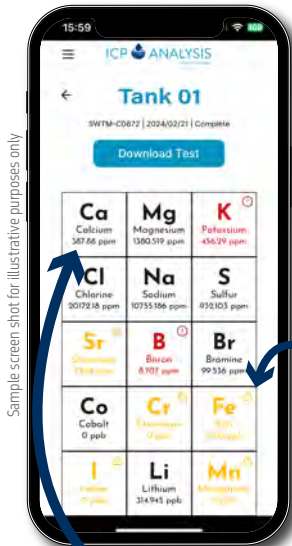
We aim to provide you the results via the app or online area in the shortest possible time.

Results should be visible within 4-7 working days after the sample is received by TMC.


 **Simple to understand results with easy-to-read traffic light system**

Our Detection Levels

Detection limits are the smallest amount of the element being tested that the ICP can see. For example, in a Fresh Water sample, we can find Calcium, Ca, at 3.349 ppb or micrograms/l [$\mu\text{g}/\text{l}$] whereas in ICP-OES you are only going to get mg/l [ppm]. That means we can tell you how much Calcium is in your water down to 3.3 parts per billion.



Sample screen shot for illustrative purposes only



Download your results as PDF or CSV files.

CSV files can be integrated with the **FAViA** app



DOWNLOAD THE FAVIA APP FREE FROM